












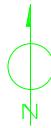




★ Temporarily Unavailable

**LEGEND**

-  30' WIDE POCKET
-  28' WIDE POCKET
-  26' WIDE POCKET
-  TREES / SHRUBS
-  MAIL BOX
-  WOOD FENCE
-  STEEL FENCE
-  ENTRANCE FEATURE
-  STREET LIGHT WITH PEDESTAL(S)
-  STREET LIGHT
-  TRANSFORMER
-  FIRE HYDRANT
-  PEDESTAL



THIS PLAN IS FOR MARKETING PURPOSES ONLY, AND IS SUBJECT TO ERRORS & OMISSIONS. STREET FURNITURE AND LANDSCAPING ELEMENTS ARE IN APPROXIMATE LOCATIONS AND ARE SUBJECT TO CHANGE. REFER TO REGISTERED SUBDIVISION PLAN TO CONFIRM ALL LOT INFORMATION.